



# Wooster High School Personal Project

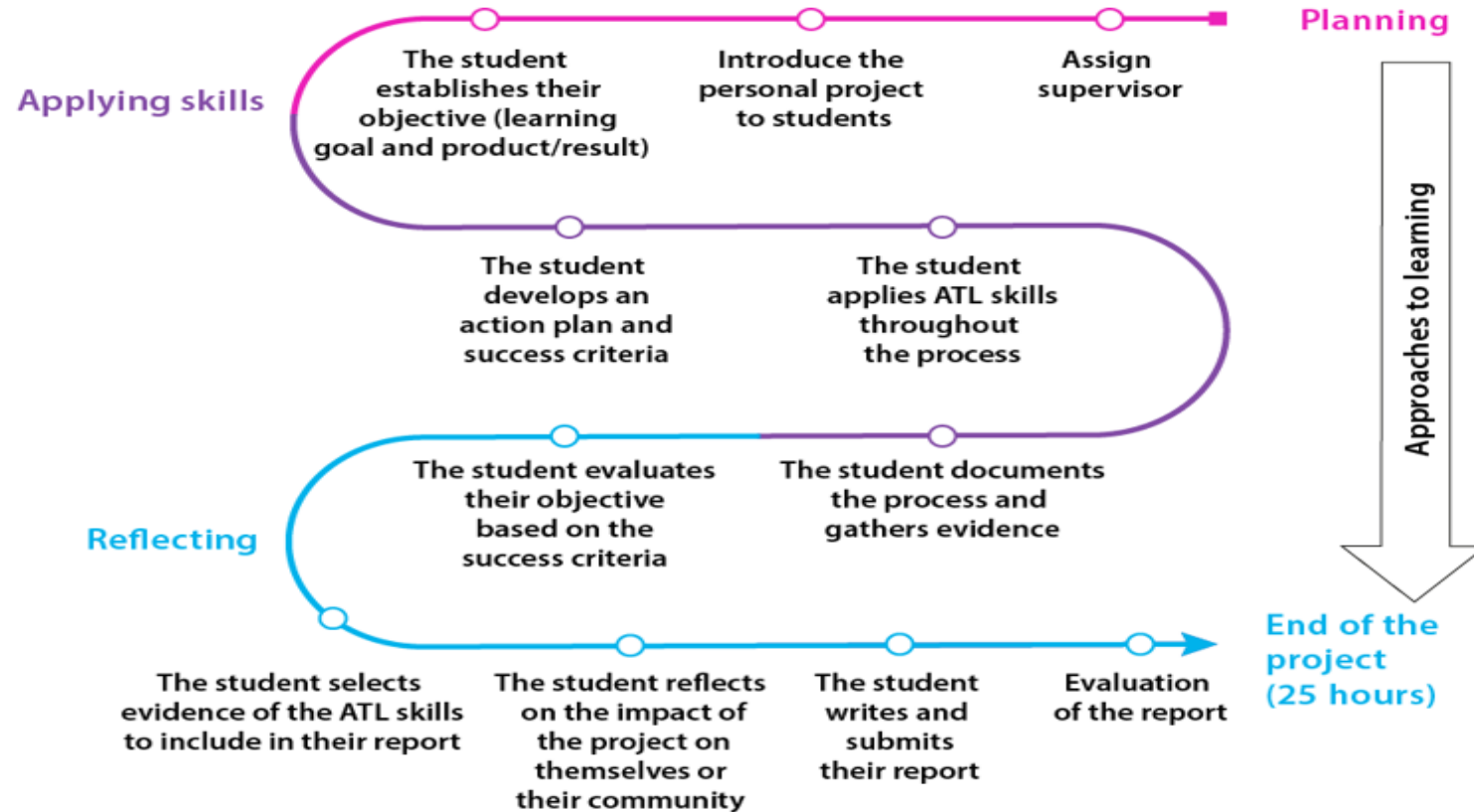


Moving from Stage 1  
to Stage 2 (Planning)

# Personal Project Timeline: Where are you at?

## Time frames

To complete the personal project, students must follow the following steps.



The background of the slide features a close-up, slightly blurred view of a book. The left side shows the book's cover in a deep red color, while the right side is dominated by the edges of many pages, which appear in shades of blue and grey. The text is overlaid on the right side of the image.

Success Criteria: What is  
it and how do I design  
it?

# Before you think about your own criteria, let's take a look at the IB MYP Personal Project Criteria.



## PLANNING

- Develop criteria for the product/outcome
- Plan and record the development process of the project
- Demonstrate ATL Skills



## APPLYING SKILLS


- Create a product/outcome in response to the goal, global context and success criteria
- Demonstrate ATL Skills such as thinking skills
- Demonstrate other ATL Skills such as communication and social skills



## REFLECTING

- Evaluate the quality of the product/outcome against their criteria
- Reflect on how completing the project has extended their knowledge and understanding of the topic and the global context
- Reflect on their development as IB learners through the project

- Your supervisors will use the MYP Personal Project Rubrics which match the criteria listed above to score your projects.

A group of four students are sitting around a table in a library, looking at a laptop and papers. The background is filled with bookshelves. The image has a semi-transparent blue overlay on the left side where the text is located.

# If IB has already developed criteria, why do I need to develop my own?

Part of the reflection process will be to consider how you would grade yourself. In order to do this, you must think about what criteria you would grade yourself on.

## When thinking about designing your own criteria, consider...

- What are the Personal Project requirements and criteria and how can you apply those specifically to your goal?
- Why is the goal of the project has a personal connection to you?
- What 3-5 requirements would make the project worth of an “A”?
  - Make sure these are measurable and specific

Grade	<b>EXAMPLE: OF A PROJECT TO CREATE A WEBSITE TO GIVE ADVICE TO HIGH SCHOOL STUDENTS</b>
<b>Example!</b>	<ul style="list-style-type: none"> <li>• My website has 4 tabs for each of the different classes: Freshmen, sophomores, Juniors and Seniors</li> <li>• My website includes 5 links to helpful materials for each of the 4 classes</li> <li>• My website has short video interviews with members of different class groups</li> <li>• My website seemed visually appealing and organized to users (as seen in the feedback survey I will give to Wooster students who visit my website)</li> <li>• My website is helpful to all classes at Wooster (as seen in the feedback survey I will give to all class members)</li> </ul>
<b>B</b>	<ul style="list-style-type: none"> <li>• My website has 4 tabs for each of the different classes</li> <li>• My website has 5 useful links for each of the 4 classes</li> <li>• My website has video interviews but isn't as representative of all social groups at Wooster as I would have liked</li> <li>• My website surveys were not as positive as I would have liked</li> </ul>
<b>C</b>	<ul style="list-style-type: none"> <li>• My website has 4 tabs for each of the different classes</li> <li>• My website has less than 5 useful links for each of the 4 classes</li> <li>• My website doesn't have videos for all 4 of the classes at Wooster</li> <li>• My website surveys were not as positive as I would have liked</li> </ul>
<b>D</b>	<ul style="list-style-type: none"> <li>• My website is incomplete</li> </ul>



# Designing Success Criteria for the MYP Personal Project

## Form:

- What will your project look like?
- What materials will you use?
- What size will your project be?
- What tools will you use?
- How will you assemble your project?



## Function:

- What is the purpose of your project?

## User/Audience:


- Who is your project for?
- What do you want your project to do?
- Where/why will your project be used?

## Costs:

- How much will your project cost to make?
- How much will you sell it for?
- How much profit could be made on your item/project?



# THANKYOU



Mrs.Evenson



775-321-3160, Ext. 37181



[zeynep.evenson@washoeschools.net](mailto:zeynep.evenson@washoeschools.net)



[www.woostercolts.com](http://www.woostercolts.com)